

Victor Stanley, Inc.

P.O. DRAWER 330 - DUNKIRK, MD 20754 USA
 TEL (301) 855-8300 - FAX (410) 257-7579

PG 1 OF 1

PRODUCT SPECIFICATIONS

CADD Department
 DRAWN R.D.N.

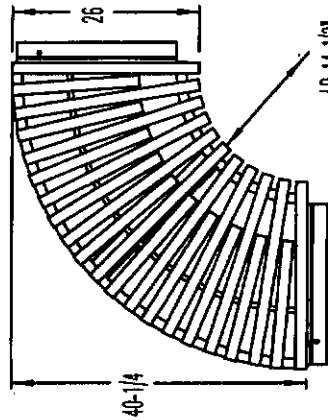
REVIEWS
 REV. 8/19/97

STEELSITES™ NRBC1-90 Standard Surface Mount

For your convenience and economy,
 this bench is shipped partially unassembled

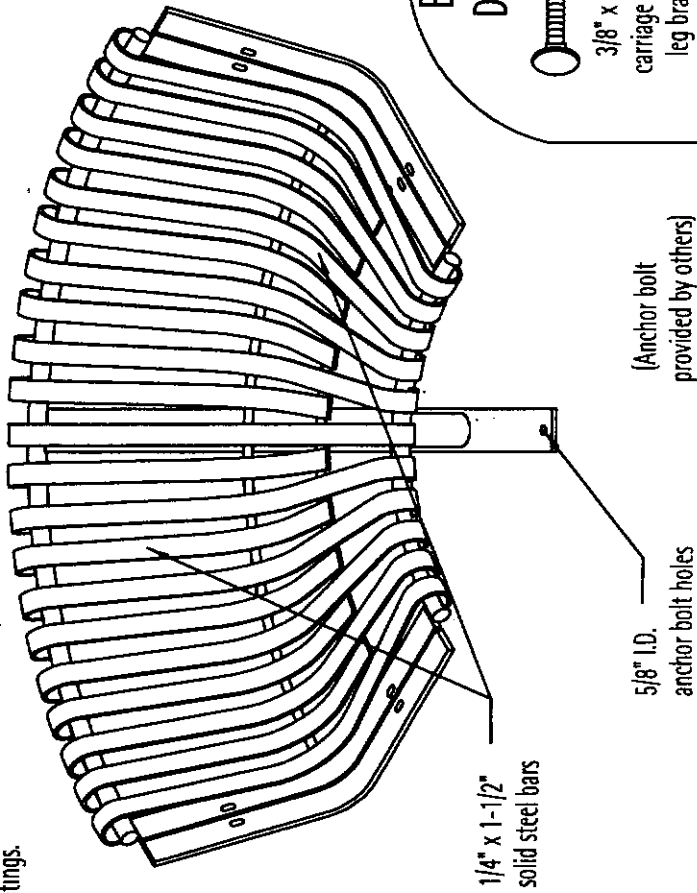
All fabricated components
 are steel shot-blasted,
 etched, phosphatized
 and electrostatically
 powder-coated with TGIC
 polyester powder
 coatings.

TOP VIEW

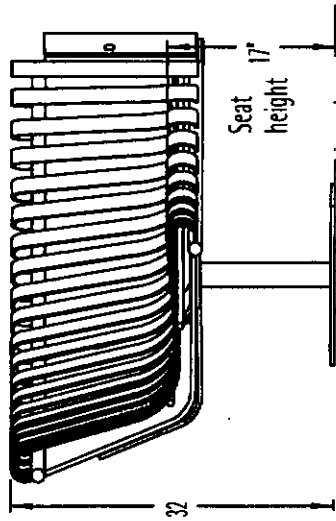


Copyright 1997
 Victor Stanley, Inc.
 All Rights Reserved.

PERSPECTIVE

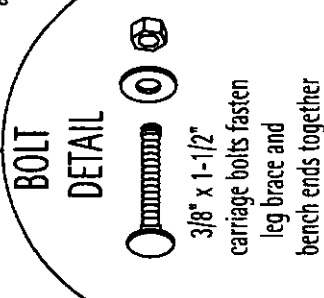
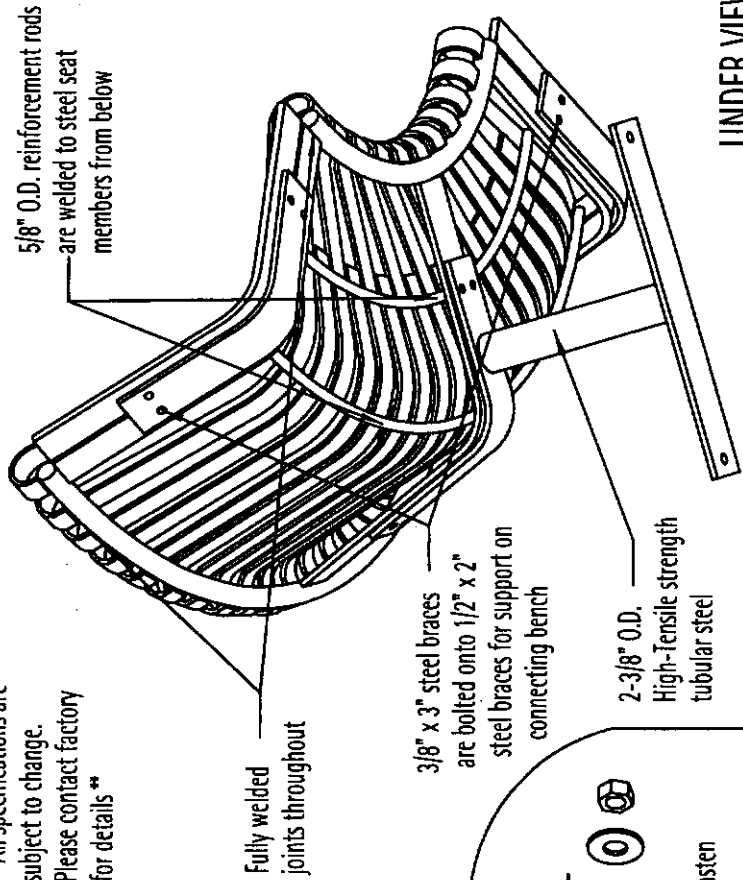


SIDE VIEW



It is not recommended
 to locate anchor bolts until
 assembled bench is in place.

** All specifications are
 subject to change.
 Please contact factory
 for details **



UNDER VIEW

Victor Stanley, Inc.

P.O. DRAWER 330 - DUNKIRK, MD 20754 USA
 TEL (301) 855-8300 - FAX (410) 257-7579

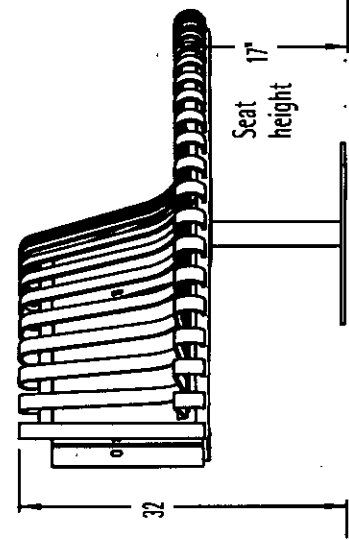
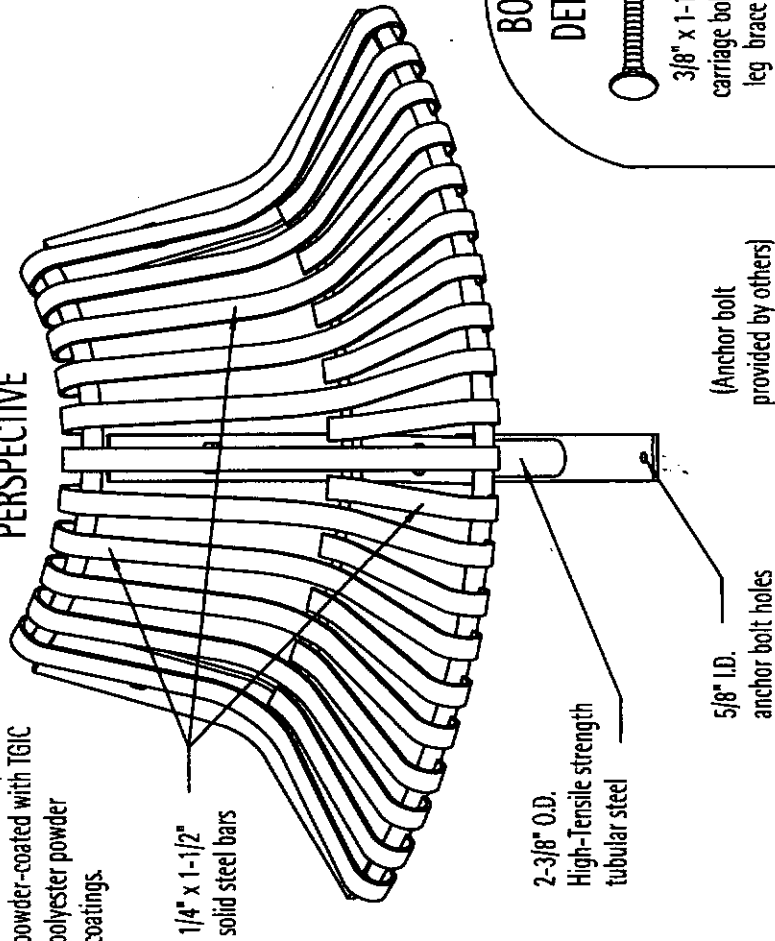
PRODUCT SPECIFICATIONS

STEELSITES™ NRB-90 Standard Surface Mount

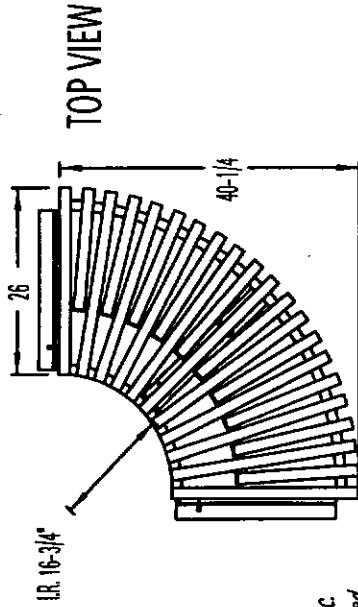
For your convenience and economy,
 this bench is shipped partially unassembled

All fabricated components
 are steel shot-blasted,
 etched, phosphatized
 and electrostatically
 powder-coated with TGIC
 polyester powder
 coatings.

PERSPECTIVE



It is not recommended to locate anchor bolts until assembled bench is in place.



Copyright 1997
 Victor Stanley, Inc.
 All Rights Reserved.

CADD Department
 DRAWN R.D.N.
 REV. 8/20/97

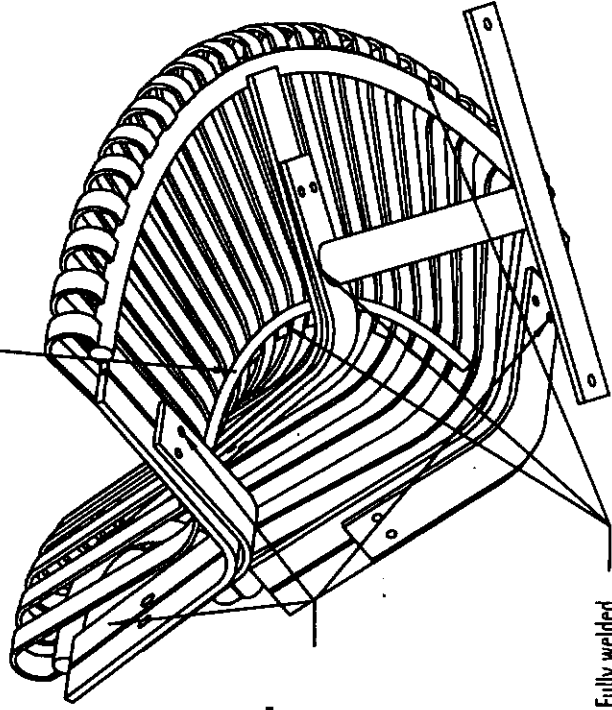
IEWS 5

PG 1 OF 1

** All specifications are subject to change.
 Please contact factory for details **

3/8" x 3" steel braces are bolted onto 1/2" x 2" steel braces for support on connecting bench

5/8" O.D. reinforcement rod is welded to steel seat members from below



BOLT DETAIL



3/8" x 1-1/2" carriage bolts fasten leg brace and bench ends together

Victor Stanley, Inc.
 Web site: www.victorstanley.com

P.O. DRAWER 330 - DUNKIRK, MD 20754 USA
 TEL (301) 855-8300 - FAX (410) 257-7579

DR#2000_13
 PG 1 OF 1

PRODUCT SPECIFICATIONS

CADD Department
 DRAWN R.D.N.
 REV. 1/24/00

IEWS 5

CLASSIC SERIES

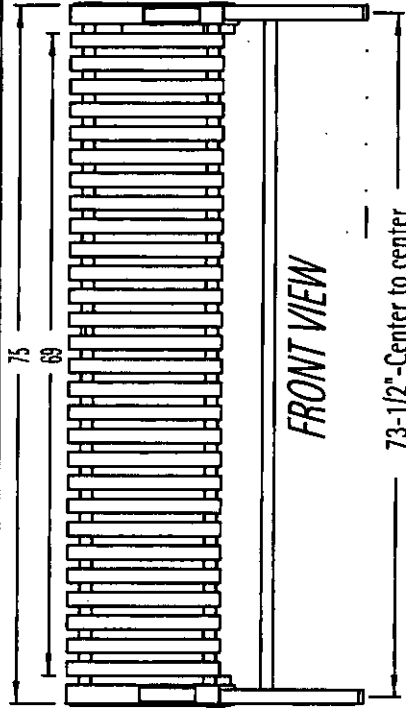
CR-138

Standard 6 Foot Length

For your convenience and economy this bench is shipped partially unassembled

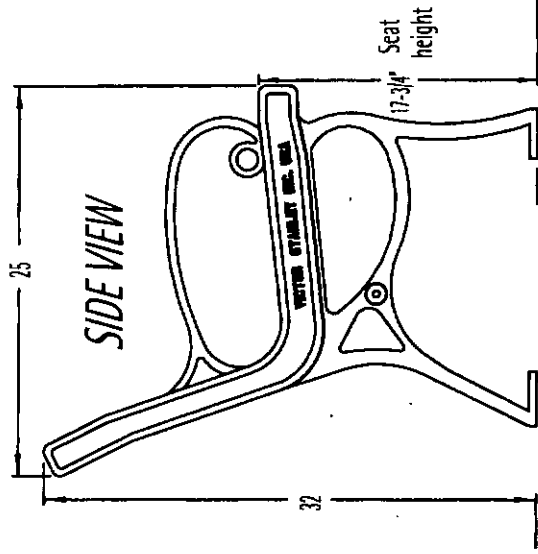
All fabricated components are steel shot-blasted, etched, phosphatized, preheated and electrostatically powder-coated with TGIC polyester powder coatings.

(28) Steel slats are formed from sections of 1/4" x 1-1/2" solid steel bars with a 1" spacing between members

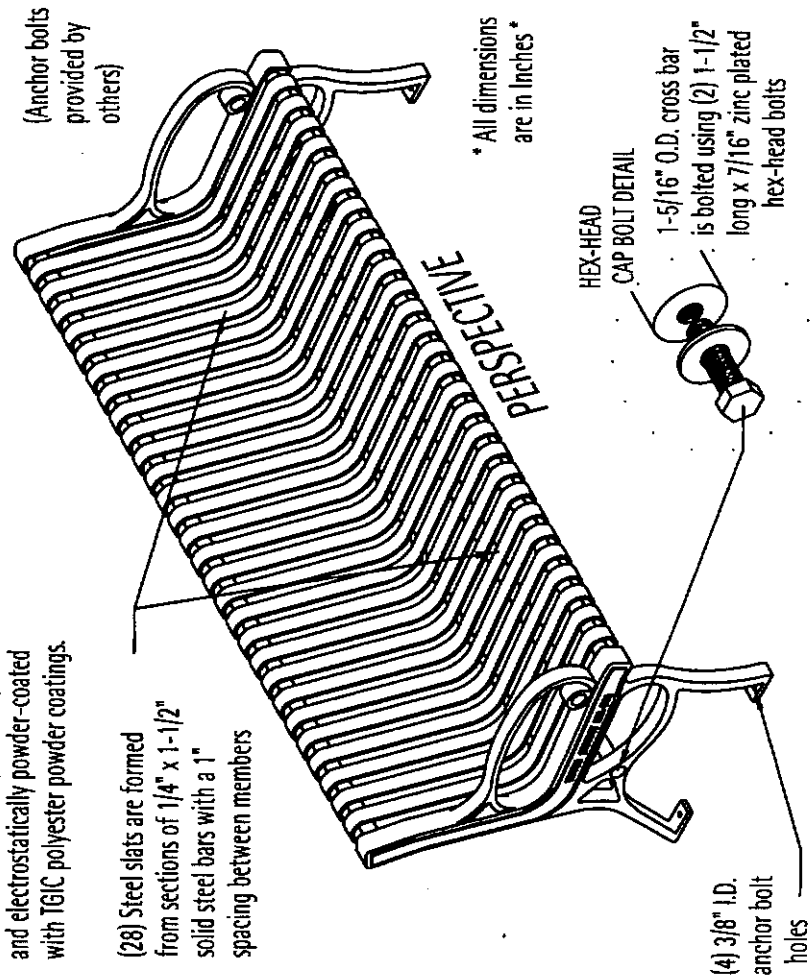


73-1/2" - Center to center

FRONT VIEW



Casting dimensions vary slightly.



Ductile iron castings come with a 10 year warranty against breakage

Fully welded joints throughout

All specifications are subject to change. Please contact factory for details.

5/8" O.D. steel rod is welded to seat members from below for additional support

UNDER VIEW

(4) 3/8" I.D. anchor bolt holes

Copyright 2000
 Victor Stanley, Inc.
 All Rights Reserved

Victor Stanley, Inc.

P.O. DRAWER 330 - DUNKIRK, MD 20754 USA
 TEL (301) 855-8300 - FAX (410) 257-7579

PRODUCT SPECIFICATIONS

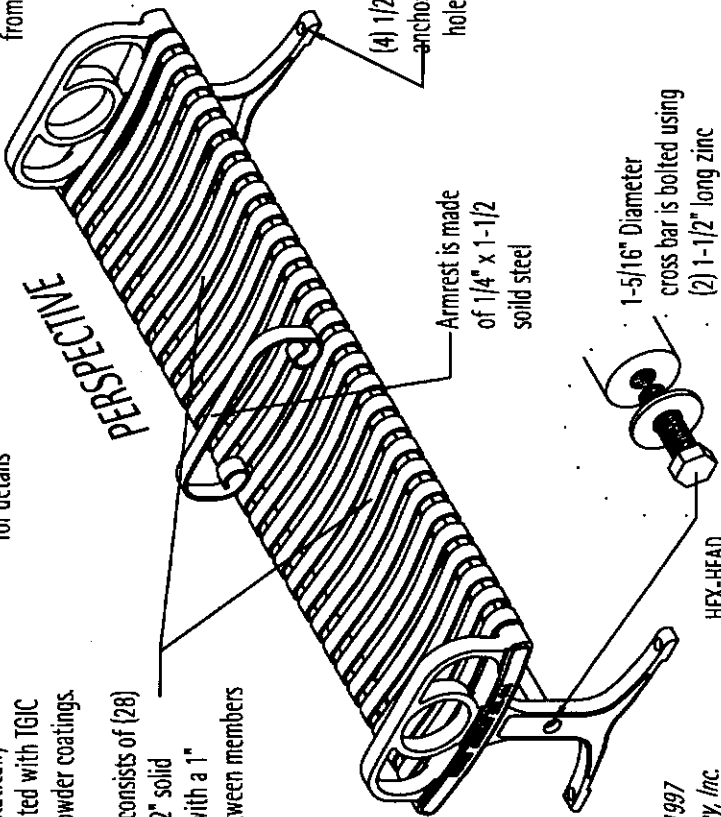
CR-44 CLASSIC SERIES Standard 6 Foot Length Shown With Optional Center Armrest

* For your convenience and economy
 this bench is shipped partially unassembled *

All fabricated components are steel shot-blasted, etched, phosphatized and electrostatically powder-coated with TGIC polyester powder coatings.

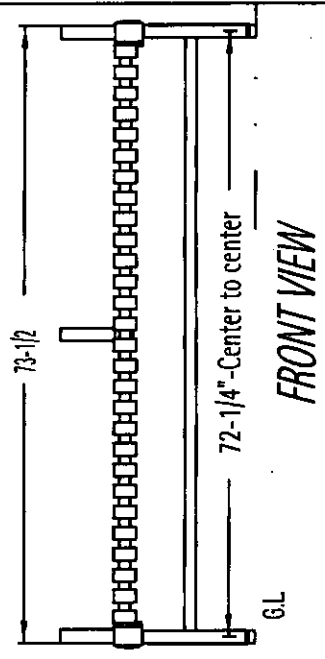
The CR-44 consists of (28) 1/4" x 1-1/2" solid steel slats with a 1" spacing between members

All specifications are subject to change. Please contact factory for details



Copyright 1997
 Victor Stanley, Inc.
 All Rights Reserved.
 ** US PATENT PENDING **

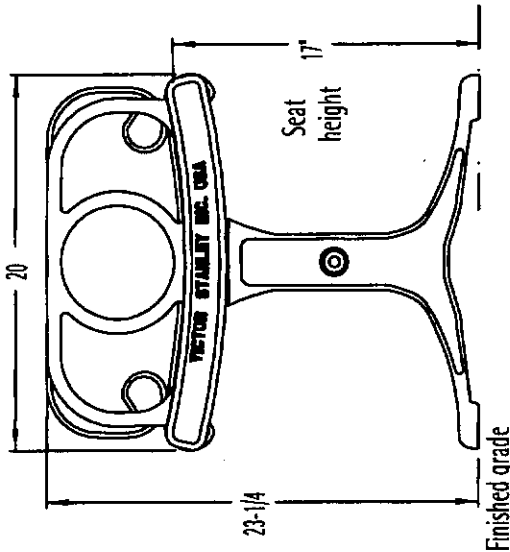
CADD Department	PG 1 OF 1
DRAWN R.D.N.	REV. 10/6/97
IEWS 5	



Center to center distance is approximate. (variations in castings arise from different rates of cooling)

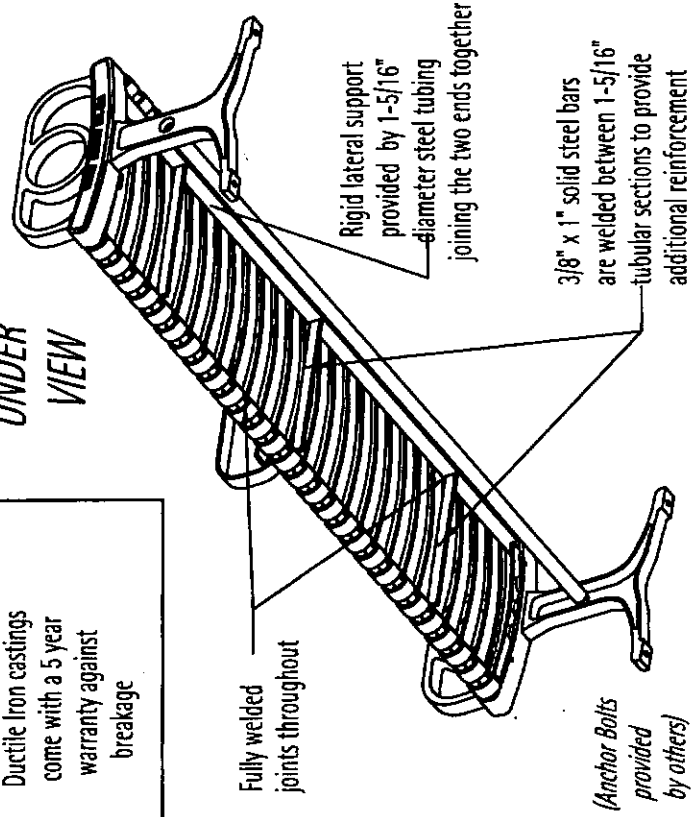
Ductile Iron castings come with a 5 year warranty against breakage

SIDE VIEW



It is not recommended to locate anchor bolts until assembled bench is in place.

UNDER VIEW



Victor Stanley, Inc.

P.O. DRAWER 330 - DUNKIRK, MD 20754 USA
 TEL (301) 855-8300 - FAX (410) 257-7579

PRODUCT SPECIFICATIONS

CADD Department

REVIEWS 4

DRAWN R.D.N.

REV. 11/3/97

PG 1 OF 1

STEELSITES™

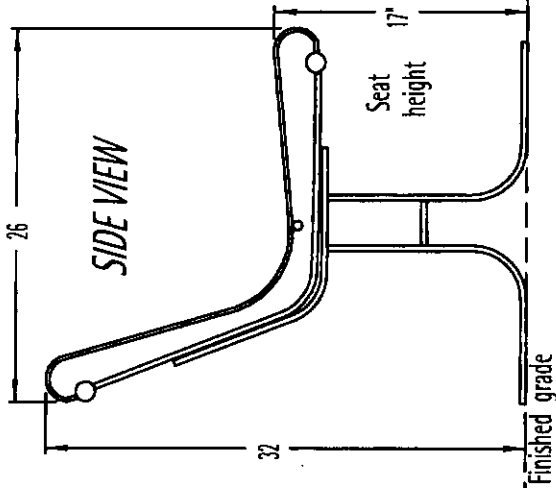
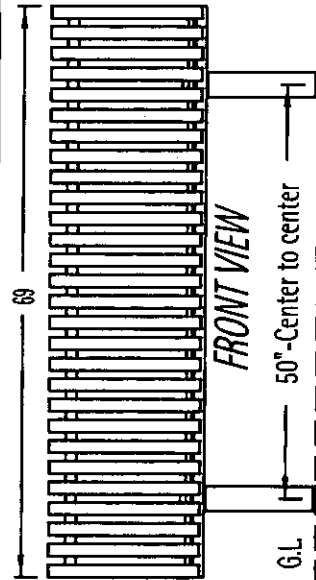
NRB-6

All Steel Contoured Bench
 Standard 6 Foot Length

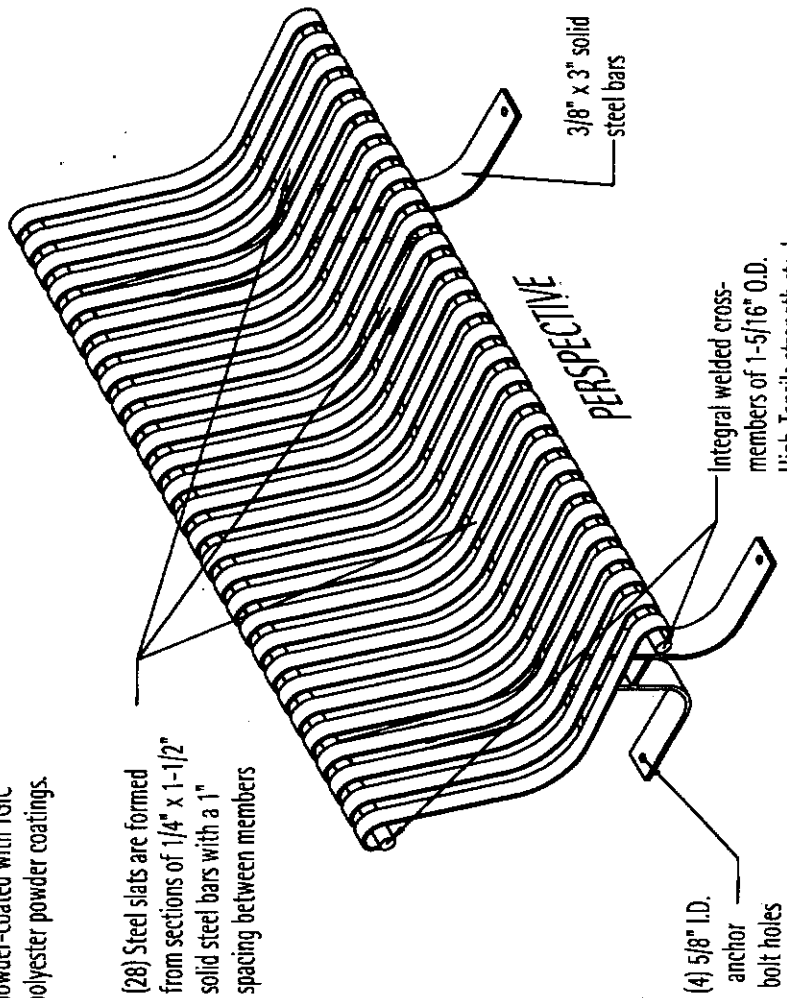
Shown With Optional Gullwing Legs

All fabricated components are steel shot-blasted, etched, phosphatized and electrostatically powder-coated with TGIC polyester powder coatings.

** All specifications are subject to change. Please contact factory for details **



It is not recommended to locate anchor bolts until bench is in place.



Copyright 1997
 Victor Stanley, Inc.
 All Rights Reserved.

(Anchor bolts provided by others)

5/8" O.D. reinforcement rod is meticulously welded to steel seat members from below

Fully welded joints throughout

Victor Stanley, Inc.

P.O. DRAWER 330 - DUNKIRK, MD 20754 USA
TEL (301) 855-8300 - FAX (410) 257-7579
WEB SITE: <http://www.victorstanley.com>

PRODUCT SPECIFICATIONS

CADD Department

REV. 2/16/00

DR#2000_49

PG 1 OF 1

IEWS 5

DRAWN R.D.N.

CLASSIC SERIES

CR-24

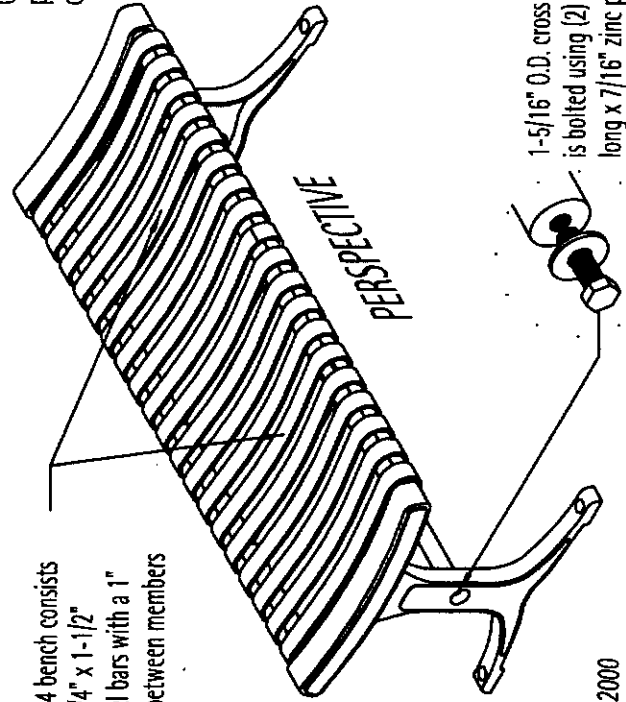
Standard 4' Length

For your convenience and economy this bench is shipped partially unassembled

All fabricated components are steel shot-blasted, etched, phosphatized, preheated and electrostatically powder-coated with TGIC polyester powder coatings.

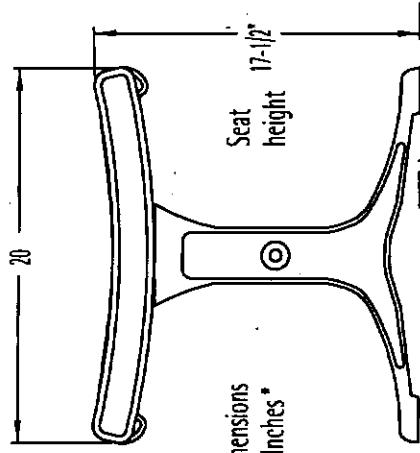
The CR-24 bench consists of (19) 1/4" x 1-1/2" solid steel bars with a 1" spacing between members

(Anchor bolts provided by others)



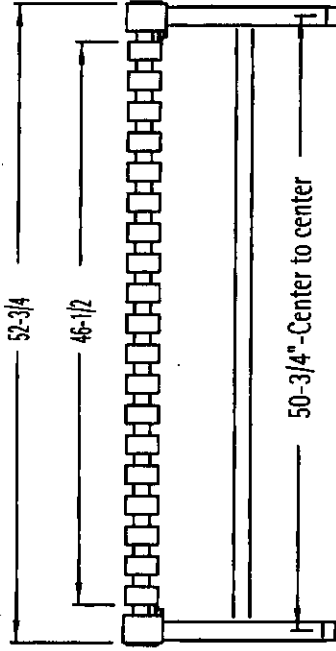
Copyright 2000
Victor Stanley, Inc.
All Rights Reserved

SIDE VIEW



* All dimensions are in inches *

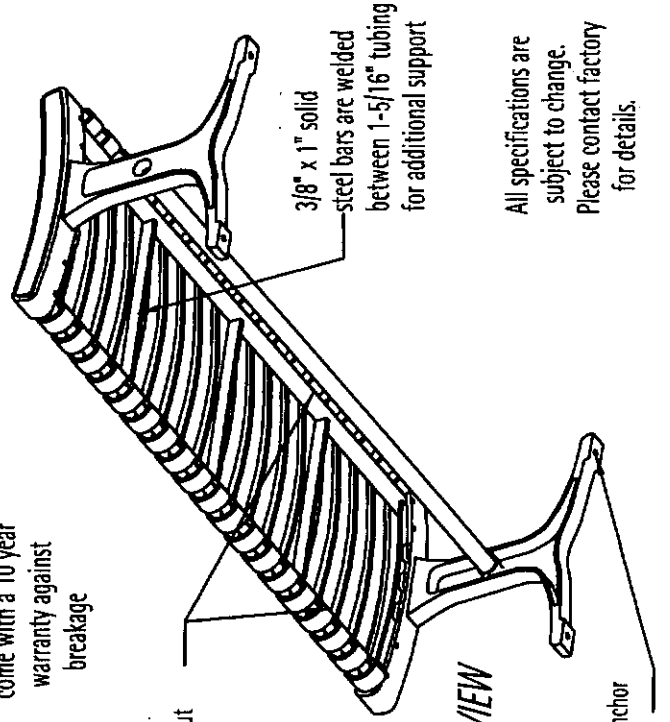
It is not recommended to locate anchor bolts until bench is in place.



FRONT VIEW

Ductile Iron castings come with a 10 year warranty against breakage

Fully welded joints throughout



UNDER VIEW

All specifications are subject to change. Please contact factory for details.

Victor Stanley, Inc.

P.O. DRAWER 330 - DUNKIRK, MD 20754 USA
 TEL (301) 855-8300 - FAX (410) 257-7579

PRODUCT SPECIFICATIONS

CADD Department

REVIEWS 6

PG 1 OF 1

DRAWN R.D.N. REV. 4/4/97

CR-24

CLASSIC SERIES
 Standard 6 Foot Length

**** For your convenience and economy this bench is shipped partially unassembled ****

All fabricated components are steel shot-blasted, etched, phosphatized and electrostatically powder-coated with TGIC polyester powder coatings.

The CR-24 consists of (28) 1/4" x 1-1/2" solid steel bars with a 1" spacing between members

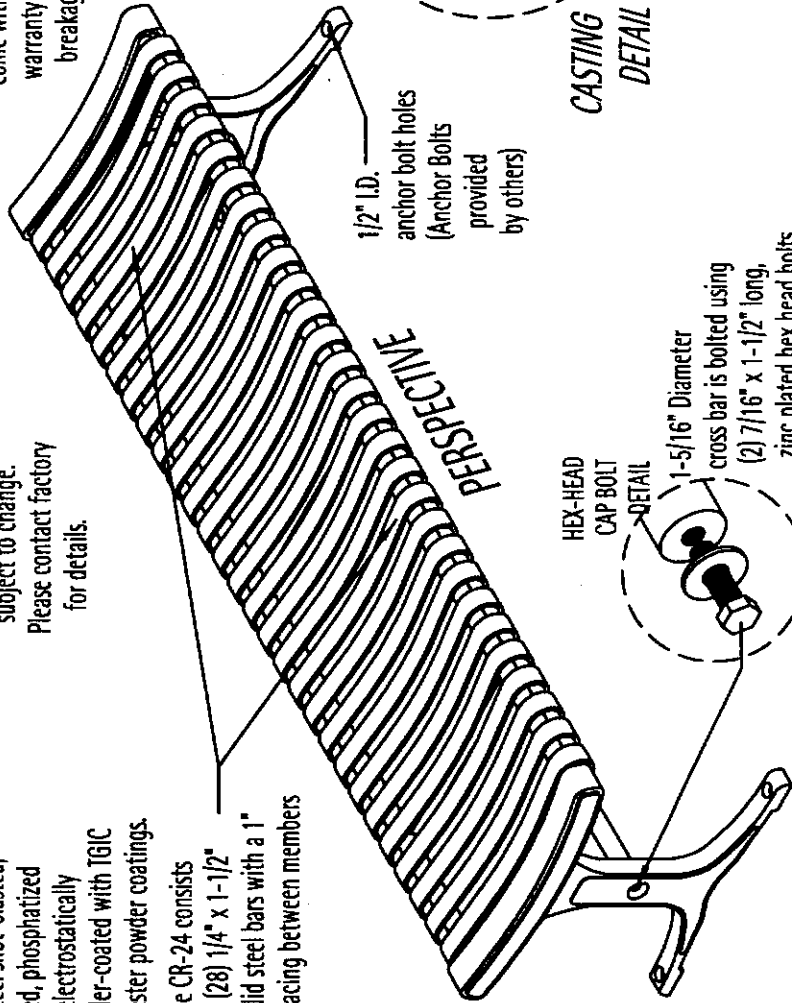
All specifications are subject to change. Please contact factory for details.

Ductile Iron castings come with a 10 year warranty against breakage

* All dimensions are in inches *

Casting dimensions vary slightly.

PERPECTIVE

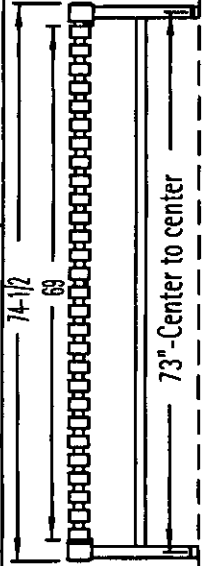


1/2" I.D. anchor bolt holes (Anchor Bolts provided by others)

HEX-HEAD CAP BOLT -DETAIL

1-5/16" Diameter cross bar is bolted using (2) 7/16" x 1-1/2" long, zinc plated hex head bolts

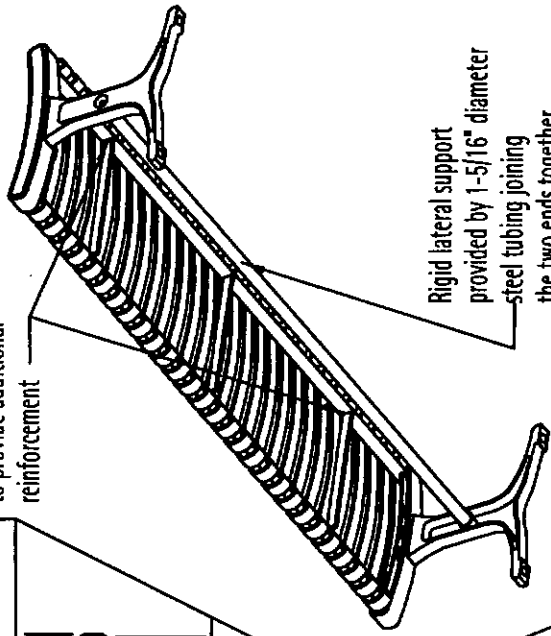
FRONT VIEW



Center to center distance is approximate. (variations in castings arise from different rates of cooling)

G.L.

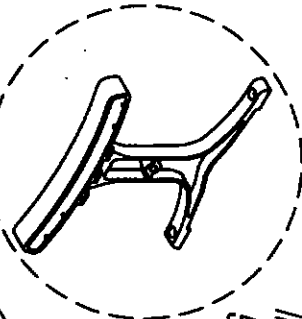
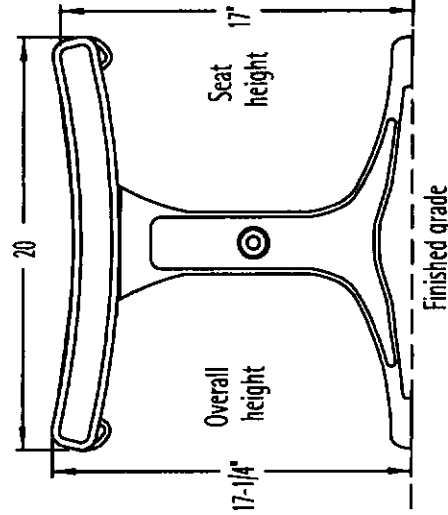
3/8" x 1" solid steel bar welded between 1-5/16" tubular sections to provide additional reinforcement



Rigid lateral support provided by 1-5/16" diameter steel tubing joining the two ends together

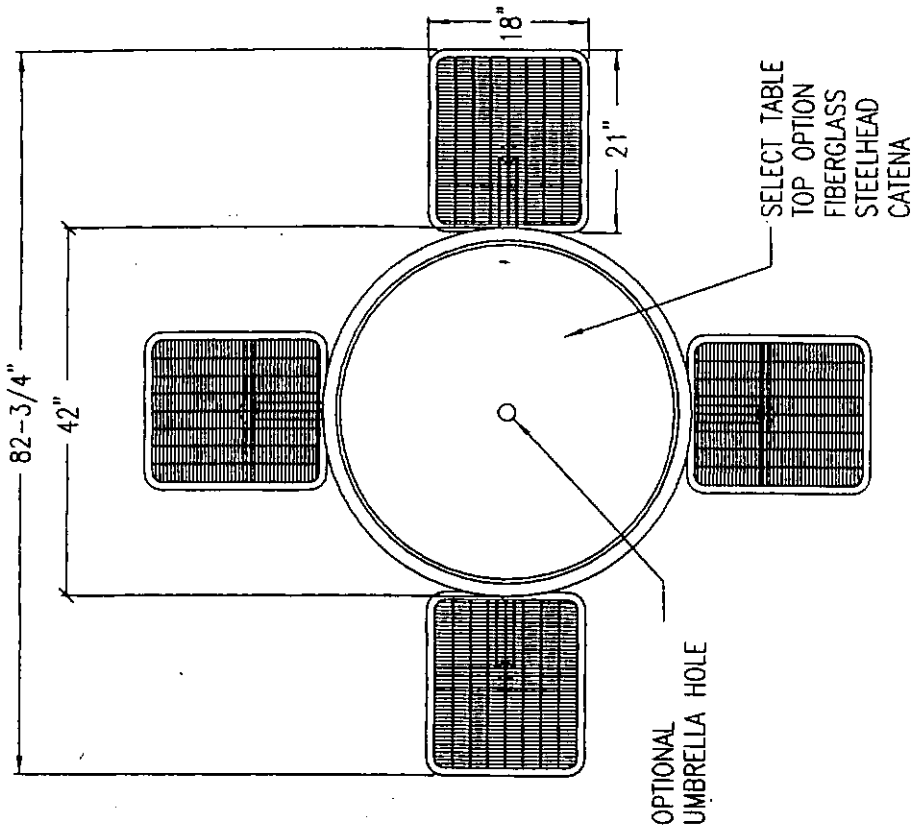
It is not recommended to locate anchor bolts until assembled bench is in place.

SIDE VIEW



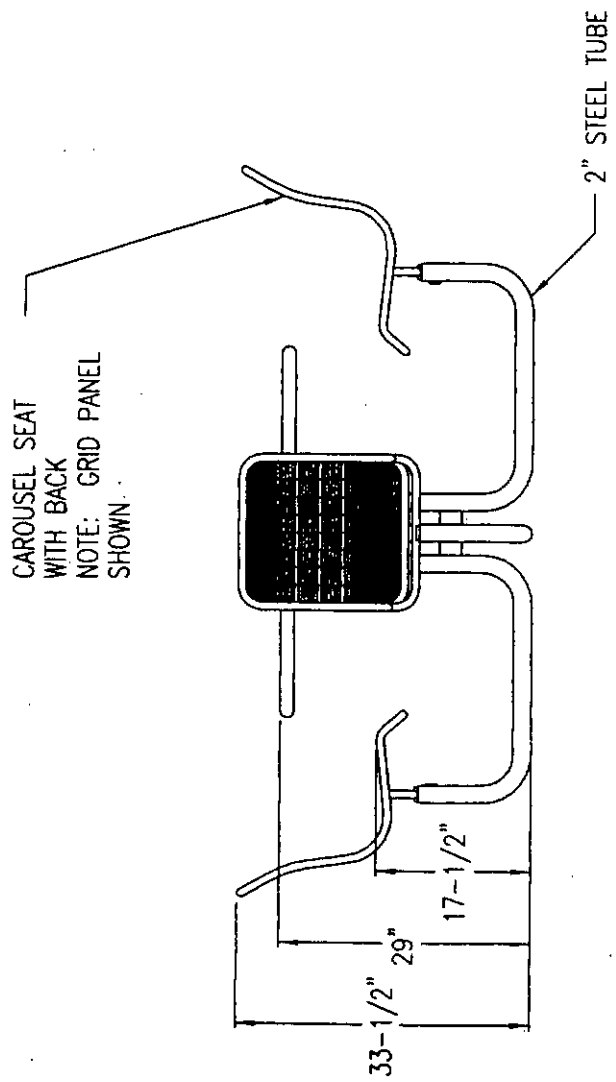
CASTING DETAIL

Copyright 1997 Victor Stanley, Inc. All Rights Reserved. ** U.S. PATENT PENDING **



NOTE: STEELHEAD TOP SHOWN

PLAN



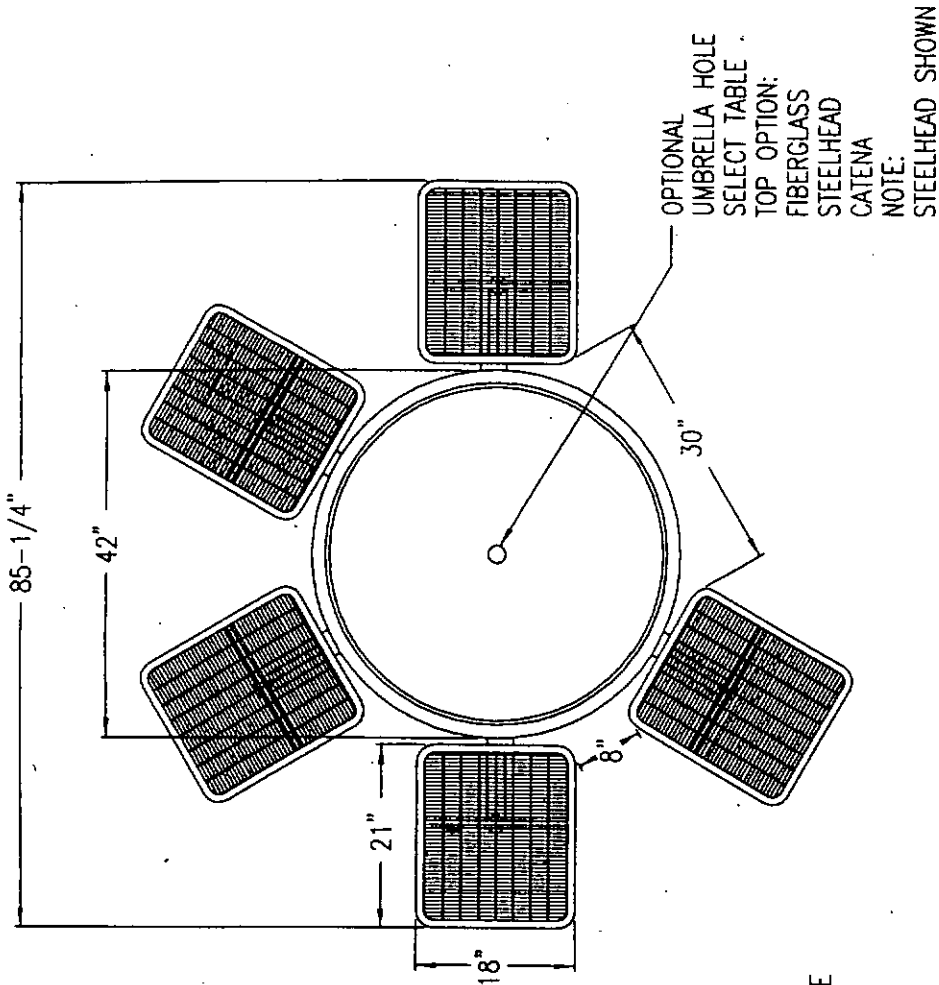
ELEVATION

CAROUSEL SEAT WITH BACK NOTE: GRID PANEL SHOWN.

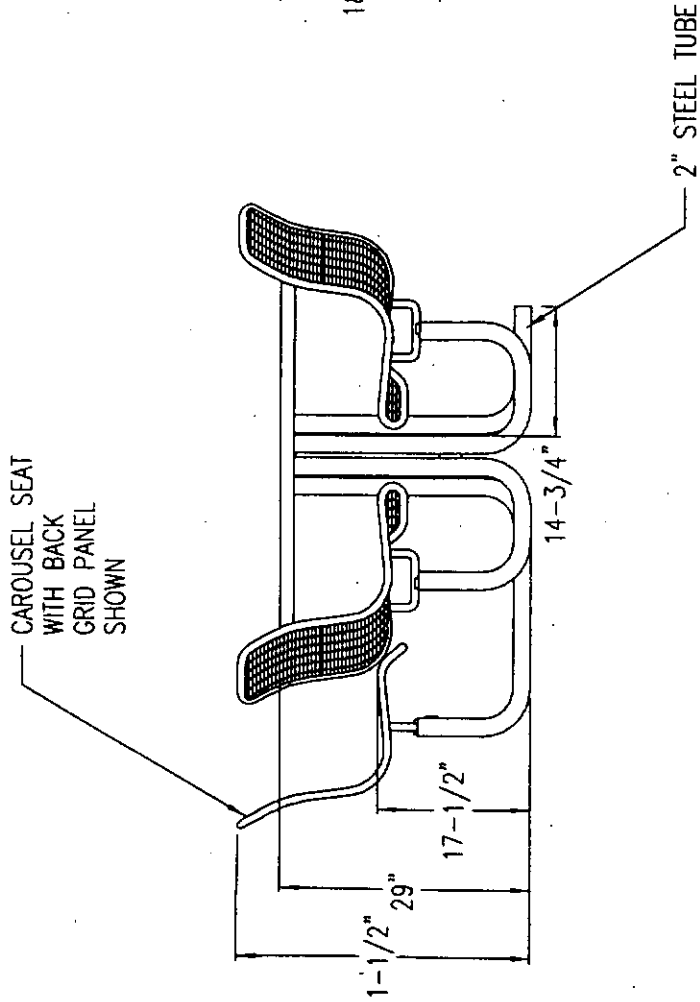
LANDSCAPE FORMS
 TITLE: FOUR SEAT CAROUSEL WITH BACKED SEATS
 DESIGN: CAROUSEL
 PATENT:
 FILE: CR4310
 DATE: 12-19-95
 AUTHOR: RHB

431 LANWDALE AVE. PHONE: 800-521-2546
 KALAMAZOO, MI 49001 FAX: 616-381-3455
 CONFIDENTIAL DRAWING. INFORMATION CONTAINED HEREIN IS THE EXCLUSIVE PROPERTY OF LANDSCAPE FORMS INC. IT IS NOT BE COPIED OR DISCLOSED TO OTHERS, IN WHOLE OR IN PART WITHOUT CONSENT OF LANDSCAPE FORMS, INC.

© 1995 LANDSCAPE FORMS, INC. ALL RIGHTS RESERVED.



TOP VIEW



SIDE VIEW

L a n d s c a p e f o r m s .

431 LAWNDALE AVE. PHONE: 800-521-2546

KALAMAZOO, MI 49001 FAX: 616-381-3455

CONFIDENTIAL DRAWING, INFORMATION CONTAINED HEREIN IS

THE EXCLUSIVE PROPERTY OF LANDSCAPE FORMS INC.

IT IS NOT BE COPIED OR DISCLOSED TO OTHERS,

IN WHOLE OR IN PART WITHOUT CONSENT OF LANDSCAPE FORMS, INC.

TITLE: FIVE SEAT CAROUSEL WITH BACKED SEATS

DESIGN: CAROUSEL

PATENT:

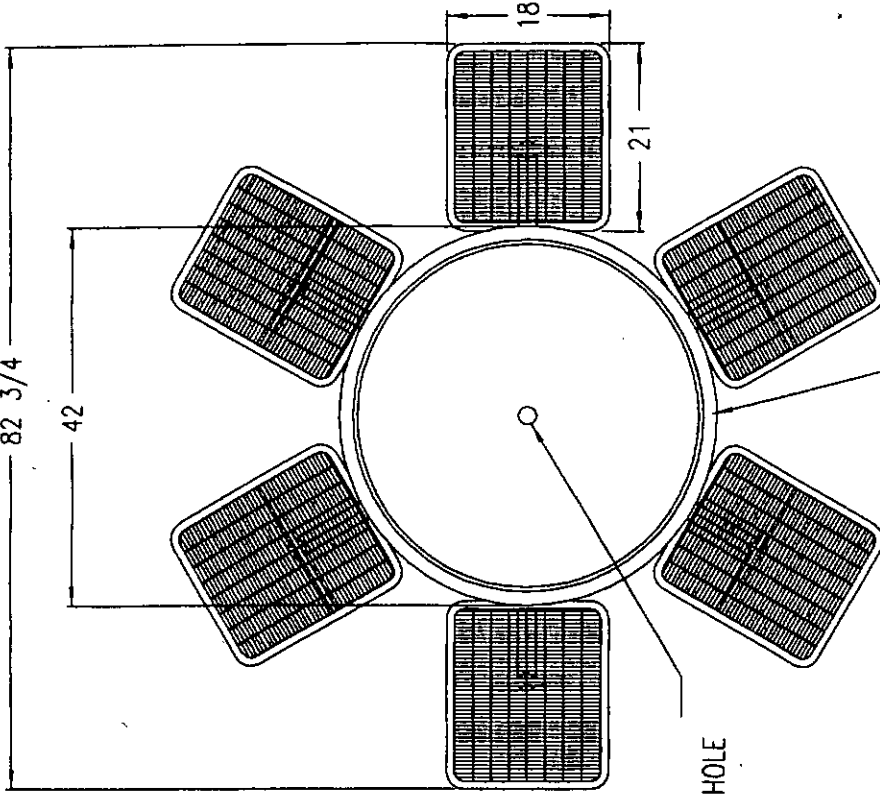
FILE: CR4316

DATE: 1-10-97

AUTHOR: RHB

82 3/4

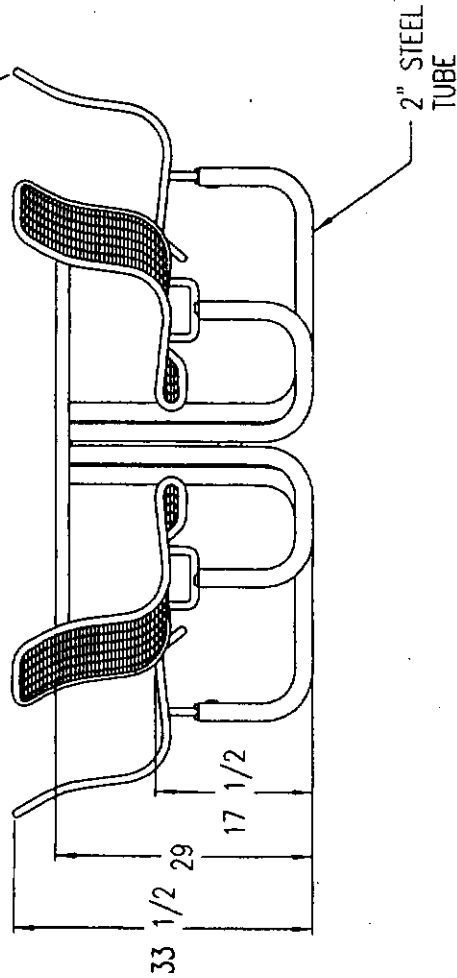
42



SELECT TABLE TOP OPTION:
 FIBERGLASS
 STEELHEAD
 CATENA
 NOTE: STEELHEAD SHOWN

TOP VIEW

CAROUSEL SEAT
 WITH BACK
 NOTE: GRID PANEL
 SHOWN



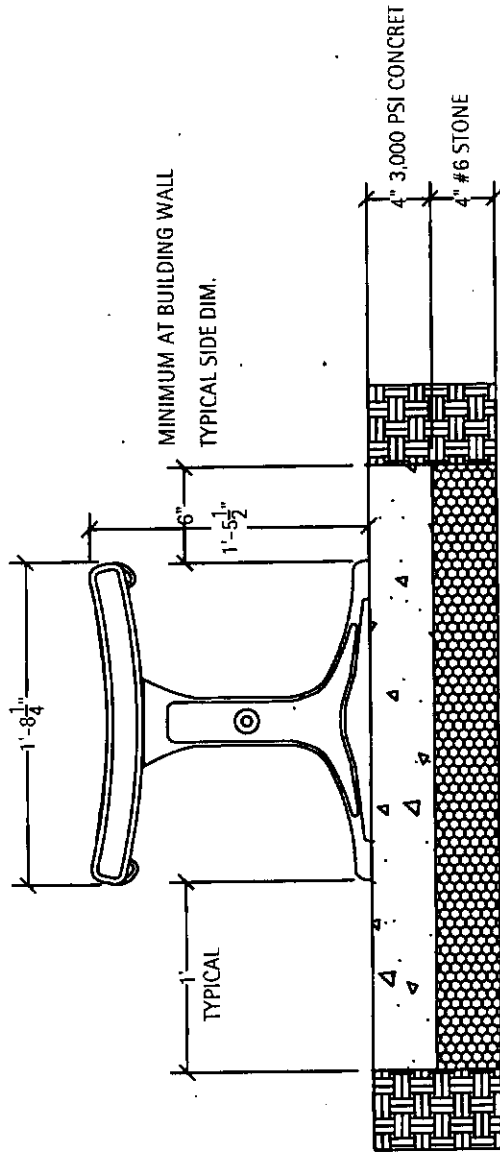
SIDE VIEW

l a n d s c a p e f o r m s .

431 LAHWDALE AVE.
 KALAMAZOO, MI 49001
 PHONE: 800-521-2546
 FAX: 616-381-3455

TITLE: SIX SEAT CAROUSEL WITH BACKED SEAT
 DESIGN: CAROUSEL
 PATENT:
 FILE: GR4312
 DATE: 1-13-97
 AUTHOR: RHB

CONFIDENTIAL DRAWING, INFORMATION CONTAINED HEREIN IS
 THE EXCLUSIVE PROPERTY OF LANDSCAPE FORMS INC.
 IT IS NOT BE COPIED OR DISCLOSED TO OTHERS,
 IN WHOLE OR IN PART WITHOUT CONSENT OF LANDSCAPE FORMS, INC.



TYPICAL PAD AT BENCH

Victor Stanley, Inc.

P.O. DRAWER 330 - JUNKIRK, MD 20754 USA
 TEL (301) 855-8300 - FAX (410) 257-7579
 WEB SITE: <http://www.victorstanley.com>

DR#2000_123
 PG 1 OF 1

PRODUCT SPECIFICATIONS

CADD Department VIEWS 5

DRAWN R.D.N. REV. 5/22/00

IRONSITES™ SERIES S-45

45 Gallon Capacity Litter Receptacle
 Shown With A Optional S-2 Steel Dome Lid

All fabricated components are steel shot-blasted, etched, phosphatized, preheated and electrostatically powder-coated with TGIC polyester powder coatings.

5/8" O.D. steel rod

UNDER VIEW

1/4" x 6' solid steel bar

(42) 3/8" x 1' solid steel bars

1/4" x 2-1/2' solid steel bars

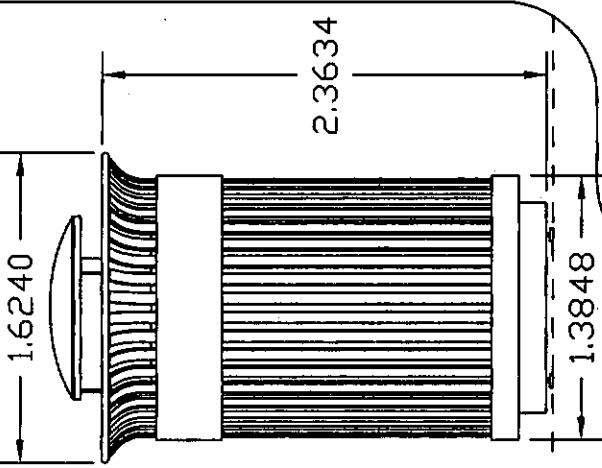
3/4" Square center anchor bolt hole

(4) Leveling feet with a 3/8" diameter threaded steel shaft

All specifications are subject to change. Please contact factory for details.

SIDE VIEW

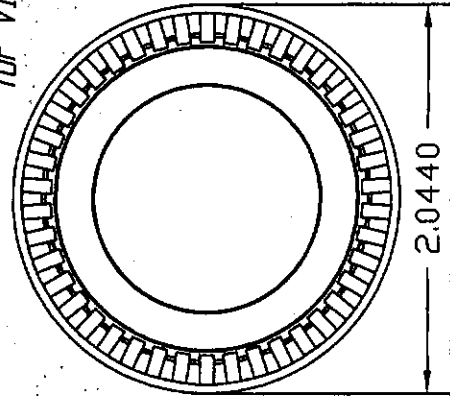
* All dimensions are in Inches *



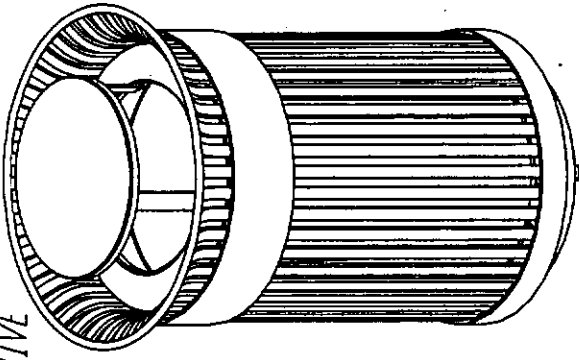
Finished grade

Copyright 2000 Victor Stanley, Inc. All Rights Reserved U.S. Patent # 304,632

TOP VIEW

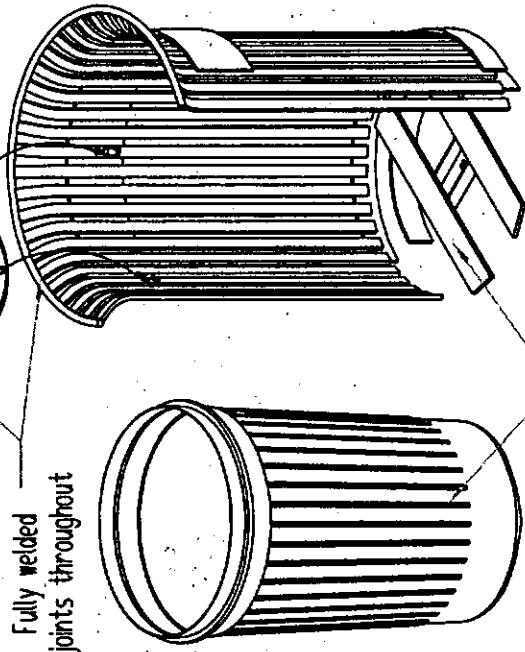


PERSPECTIVE



(Anchor bolt provided by others)

Fully welded joints throughout



CUT SECTION

45 gallon capacity high density plastic liner sits on 3/8" x 3' support bars